

PS30 Personal Shopper Accessories Guide

Revised June 2024



I.	Accessories that POWER device	
1	Cradles	
1.1	Single-slot charging cradle	3
1.2	Multi-slot charging cradles	4
2	Batteries	
2.1	Spare battery	5
3	Power supply, cables, and adapters	
3.1	Power supply and cable matrix	6
3.2	Country-specific AC line cords	7
II.	Accessories that ENABLE productivity solutions	
4	Cart holder mount and cradle tools	8
5	Communication cables	9
III.	Accessories that PROTECT device	
6	Soft holster, screen protectors, wrist strap, and EAS tag	10
IV.	Customization Options	
7	Rear Label	11
8	Screen protector	12
9	Protective Boot	13

Single-slot charging cradle



Single-slot charger locking cradle

SKU# CRD-MC18-1SLOT-01

Single-slot charger locking cradle with the device's display facing outward.

- Sold separately: DC power cord [SKU# CBL-DC-394A1-01](#), power supply [SKU# PWR-BGA12V108W0WW](#), and country-specific AC line cord (listed later in this document).

NOTE: Charging configurations

- For both fast and standard charging using the DC cable [SKU# CBL-DC-394A1-02](#), up to six devices in total that are daisy-chained together using interconnection cable [SKU# 25-66431-01R](#) (Figure 1).
- For fast charging with DC Y cable [SKU# CBL-DC-393A1-02](#) or [SKU# CBL-DC-392A1-02](#) each "leg" of the Y cable can support up to six devices daisy-chained together using interconnect cable [SKU# 25-66431-01R](#). However, the total number of cradles for fast charging should not exceed nine (Figure 2).
- For standard charging with DC Y cable [SKU# CBL-DC-393A1-02](#) or [SKU# CBL-DC-392A1-02](#) each "leg" of the Y cable can support up to six devices daisy-chained together using interconnect cable [SKU# 25-66431-01R](#), totaling 12 devices (Figure 3).

Up to 6 devices in total

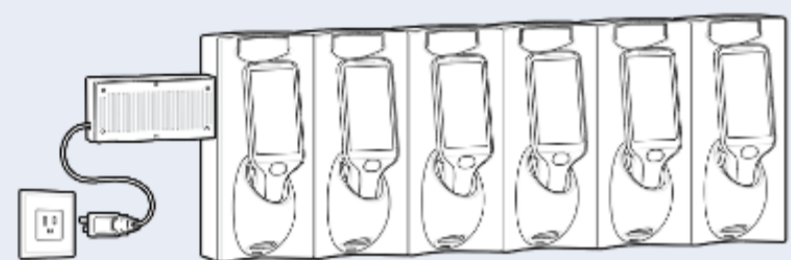


Figure 1: Charging using DC cable

Up to 9 devices in total

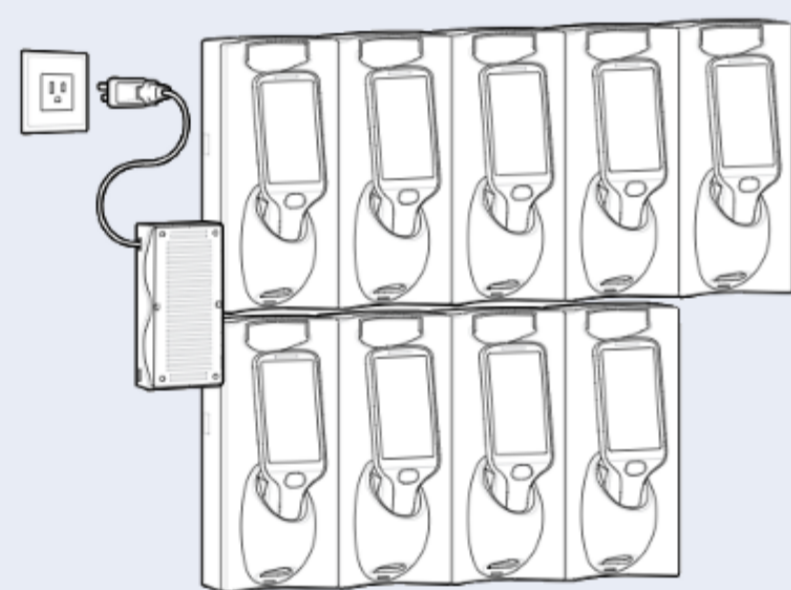


Figure 2: Fast charging with DC Y cable

Up to 12 devices in total

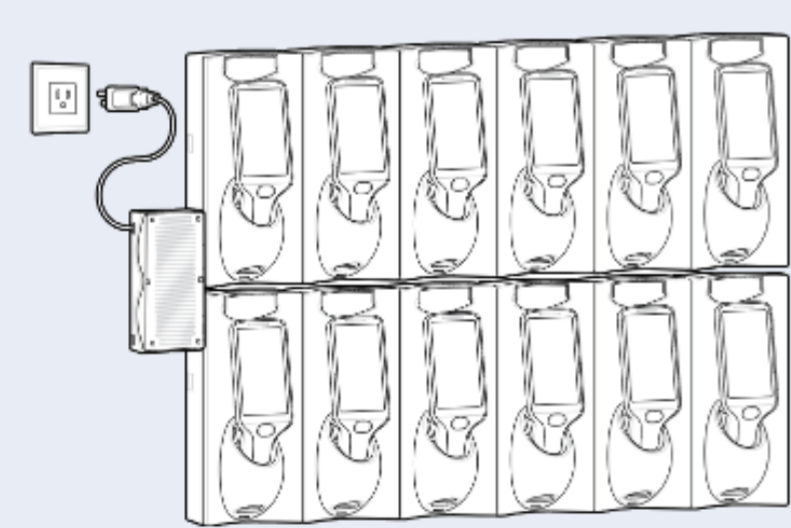


Figure 3: Standard charging with DC Y cable

Multi-slot charging cradles



Non-locking charging cradle

SKU# CRD-MC18-3SLOTH-01

Non-locking three-slot charging cradle with the device's display facing outward.

- Cradle can be placed on counter / desktop.
- Sold separately: DC power cord [SKU# CBL-DC-394A1-01](#), power supply [SKU# PWR-BGA12V108W0WW](#), and country-specific AC line cord (listed later in this document).

Locking charging cradle

SKU# CRD-MC18-3SLCKH-01

Locking three-slot charging cradle with the device's display facing outward.

- Designed to be mounted vertically on wall / fixture.
- Release of device from cradle is controlled by the device and colored green LED light indicates device is unlocked.
- Sold separately: DC power cord [SKU# CBL-DC-394A1-01](#), power supply [SKU# PWR-BGA12V108W0WW](#), and country-specific AC line cord (listed later in this document).

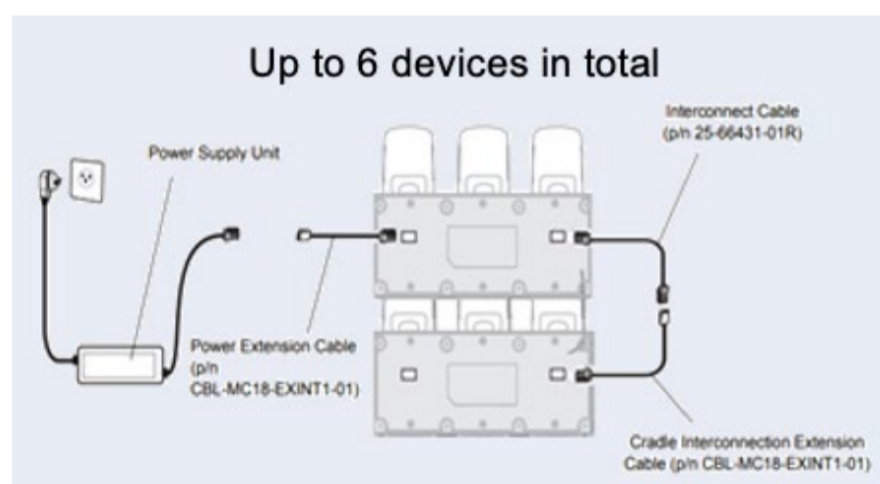


Figure 1: Charging using DC cable

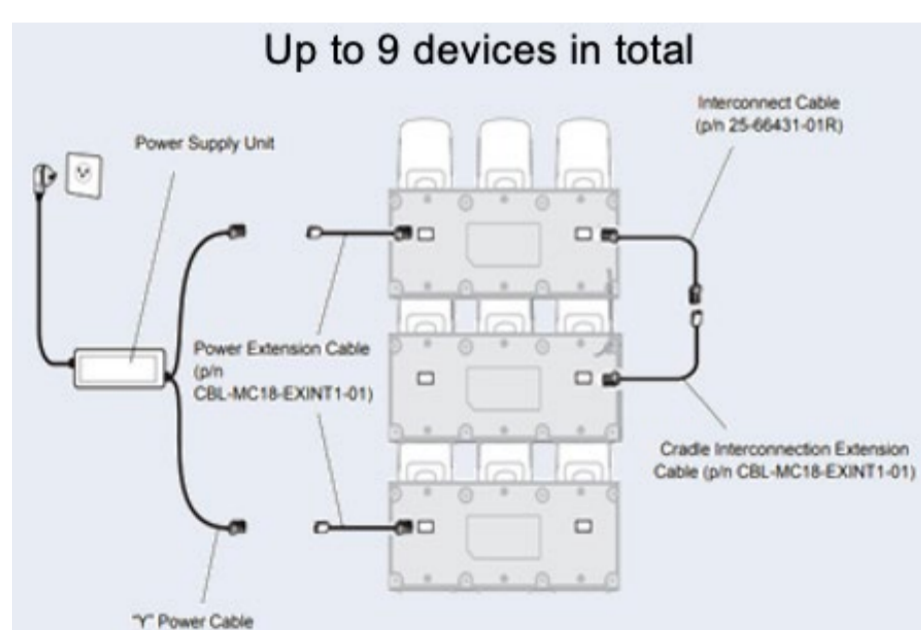


Figure 2: Fast charging with DC Y cable

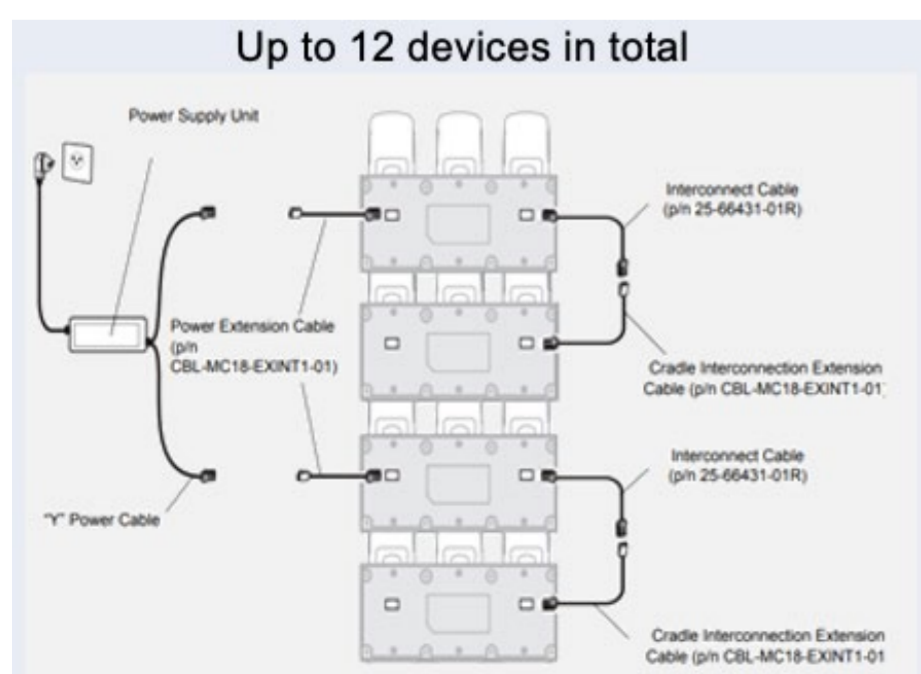



Figure 3: Standard charging with DC Y cable

NOTE: Charging configurations for both locking and non-locking three-slot cradles

- For both fast and standard charging using the DC cable [SKU# CBL-DC-394A1-02](#), up to 2 three-slot cradles in total that are daisy-chained together using interconnection cable [SKU# 25-66431-01R](#) (Figure 1).
- For fast charging with DC Y cable [SKU# CBL-DC-393A1-02](#) or [SKU# CBL-DC-392A1-02](#) each "leg" of the Y cable can support up to 2 three-slot cradles daisy-chained together using interconnect cable [SKU# 25-66431-01R](#). However, the total number of cradles for fast charging should not exceed 3 three-slot cradles (Figure 2).
- For standard charging with DC Y cable [SKU# CBL-DC-393A1-02](#) or [SKU# CBL-DC-392A1-02](#) each "leg" of the Y cable can support up to six devices daisy-chained together using interconnect cable [SKU# 25-66431-01R](#), totaling 4 three-slot cradles (Figure 3).

Spare battery



Battery with PowerPrecision Plus

SKU# BTRY-PS30-35MA-01

3,500 mAh battery with PowerPrecision Plus.

- Compatible with all PS30 configurations.
- Access advanced battery state-of-health and state-of change information with PowerPrecision Plus, including charge level, updated capacity, remaining time for charging and discharging, and battery age based on usage patterns.
- Also available as a 10-pack — 10 batteries — SKU# BTRY-PS30-35MA-10.

Power supply, cables, and adaptors

Power supply and cable matrix













SKU#	Description	Note
PWR-BGA12V108W0WW	Level VI AC/DC power supply brick. AC Input: 100–240V, 2.8A. DC Output: 12V, 9A, 108W.	Can charge up to 12 cradle slots at standard rate or up to 9 cradle slots at a fast rate.
CBL-DC-394A1-01	DC power cord, 19.5 inches long.	Can provide power for 1-6 cradle slots.
CBL-DC-393A1-02	DC power cord Y cable, 1 meter long.	Each Y segment can provide power for 1-6 cradle slots totally up to 12 slots.
CBL-DC-392A1-02	DC power cord Y cable, 2 meters long.	
25-66431-01R	DC power interconnect cord, 12 inches long.	Connects cradles to each other to run off one power supply. A maximum of six cradle slots can be interconnected together.
25-66430-01R	DC power interconnect cord, 60 inches long.	
CBL-MC18-EXINT1-01	DC power interconnect extension cord, 12.6 inches long.	Connects to one end of the interconnection cable or a DC power cord Y cable for extra length. A maximum of six slots can be interconnected together.
KIT-MC18-3SLCINS-01	Installation cable kit for three-slot cradles, typically used in Europe. Includes: Power supply SKU# PWR-BGA12V108W0WW , AC line cord for Europe SKU# 50-16000-220R , DC power cord Y cable SKU# CBL-DC-393A1-02 , DC power interconnect cord SKU# 25-66431-01R , and DC power interconnect extension cable SKU# CBL-MC18-EXINT1-01 .	

Accessories that power device



Power supply, cables, and adaptors

Country-specific AC line cords: grounded, 3-prong

SKU#	Country / region	Note	
23844-00-00R	North America (United States, Canada, Mexico)	7.5 feet long Commonly used with chargers mounted in server racks	
50-16000-678R	North America (United States, Canada, Mexico)	3 feet long	
50-16000-221R	North America (United States, Canada, Mexico)	6 feet long	
50-16000-727R	Brazil	1.8 meters (6 feet) long	
50-16000-680R	Argentina	1.8 meters (6 feet) long	
50-16000-217R	American Samoa, Australia, New Guinea	1.8 meters (6 feet) long	
50-16000-218R	Japan	1.8 meters (6 feet) long	
50-16000-219R	Antigua, Bermuda, Burma, Channel Islands, Hong Kong, Iraq, Ireland, Malaysia, North Ireland, Scotland, Singapore, United Kingdom, Wales	1.8 meters (6 feet) long	
50-16000-257R	China	1.8 meters (6 feet) long	
50-16000-220R	Europe, Abu Dhabi, Bolivia, Dubai, Egypt, Iran, Korea, Russia, Vietnam	1.8 meters (6 feet) long	
50-16000-671R	Italy	1.8 meters (6 feet) long	
50-16000-669R	India, S. Africa, Africa	1.8 meters (6 feet) long	

Cart holder mount and cradle tools




Cart holder mounting kit

SKU# PSS-3SH01-00R

Cart holder mounting kit.

- Mounts to shopping cart handle to hold one PS30 unit.
- PS30 can use sensing mode to enable hands-free scanning when it detects the device is mounted on the cart.



Cradle release key

SKU# KT-MC18-CKEY-20

Set of 20 three-slot cradle release key.

- Used to mechanically unlock PS30 from any locking cradle.



Reboot tool

SKU# KT-MC18-REBOOT-05

Set of five terminal reboot tools.

- Used to reboot the terminal by connecting and holding the tool to the terminal while holding down the scan key for 10 seconds.



Cradle cover removal tool

SKU# KT-MC18-CTOOL-01

Cradle cover removal tool.

- Used to remove three-slot cradle cover where hand space is limited.



Deployment starter kit

SKU# KT-MC18-CSTKIT-01

Deployment starter kit.

- Includes: Set of 20 cradle release keys SKU# KT-MC18-CKEY-20, Set of five terminal reboot tool SKU# KT-MC18-REBOOT-05, and one cradle cover removal tool SKU# KT-MC18-CTOOL-01.

Accessories that enable productivity solutions



Communication cables



USB communication cable

SKU# CBL-PS30-USBCHG-01

PS30 USB communication cable.

- USB-A connector for direct connection to PC host.
- PS30 battery door needs to be removed to use cable.



USB debug cable

SKU# CBL-PS30-DEBUG01-01

PS30 USB debug cable.

- Cable used for applications development to reboot via switch.
- Dual USB-A connector for direct connection to PC host.
- PS30 battery door needs to be removed to use cable.

Soft holster, screen protectors, wrist strap and EAS tag



Soft holster kit

SKU# SG-PS20-SFTHLT-01

Soft holster kit.

- Holster allows user to wear device either on their hip or cross-body.
- Includes: Belt clip and cross-body strap for either method.



Screen protectors

SKU# MISC-PS30-SCRN-05

Set of five screen protectors.

- Tempered glass.
- Includes alcohol wipes, cleaning cloth, and instructions needed for screen protector installation.



Wrist strap

SKU# 50-12500-066

Wrist strap.

- Attaches to the bottom of PS30's handle.
- NOTE: Wrist strap must be removed from handle to dock device into cradles.



Electronic article surveillance (EAS) tag boot

SKU# MISC-PS30-TAGBOOT100

Set of 100 electronic article surveillance tag boot.

- Helps prevent the device from being lost or stolen.
- Install the rubber boot into device handle with opening and the orange capacitor facing the handle.

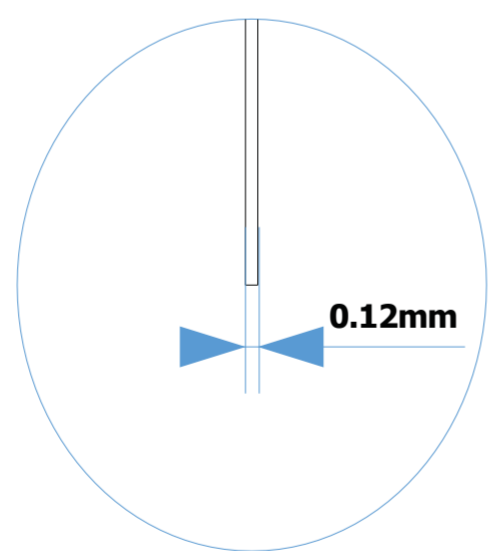
Customization: Rear Labeling



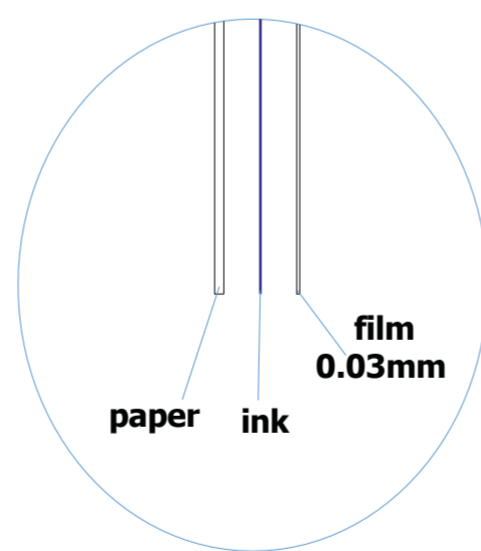
- Low cost
- Large recessed area
- Strong visual branding during shopping trips



matte effect for 1st surface



scale 1 : 10



scale 1 : 10



How to Order Customized Products:

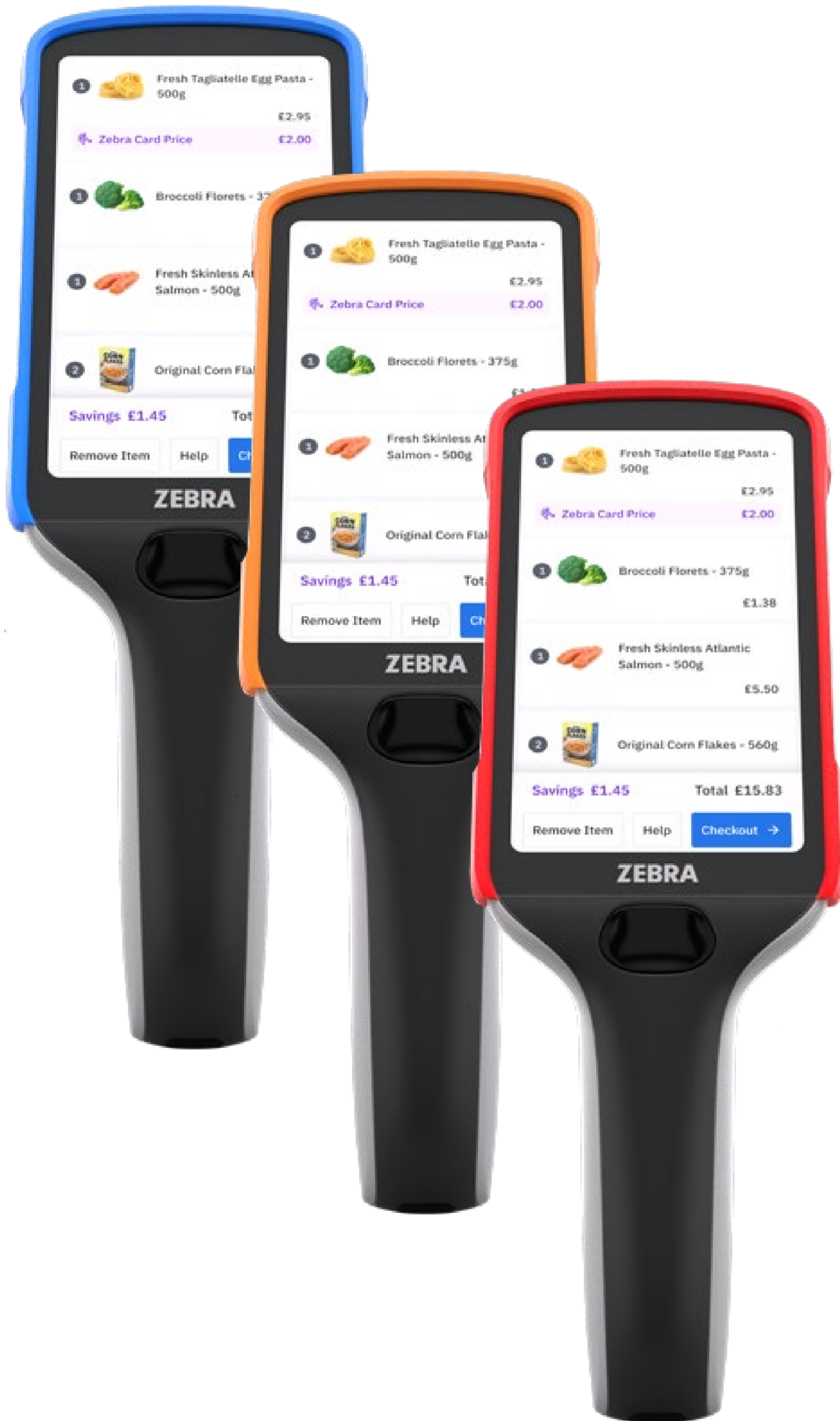
- These customizations can be discussed when a custom product request is made through your Zebra sales representative.
- The lead time and cost will vary depending on the volume and complexity of the color, material, and finish.
- [Download custom artwork](#)



- Not high-cost option
- Front facing branding
- Brand color matching

How to Order Customized Products:

- These customizations can be discussed when a custom product request is made through your Zebra sales representative.
- The lead time and cost will vary depending on the volume and complexity of the color, material, and finish.



- High impact branding
- Brand color matching plastics

How to Order Customized Products:

- These customizations can be discussed when a custom product request is made through your Zebra sales representative.
- The lead time and cost will vary depending on the volume and complexity of the color, material, and finish.